

# Issues Facing Contra Costa County



**Contra Costa Taxpayers Association**

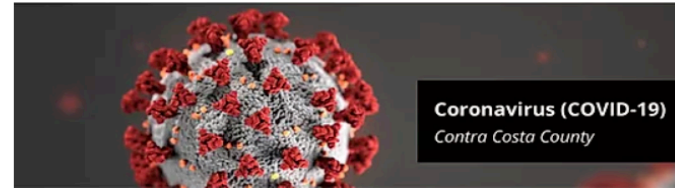
July 24, 2020

**CANDACE ANDERSEN**  
SUPERVISOR, DISTRICT 2



# A Different Pandemic: COVID-19

Best source for updates: [coronavirus.cchealth.org](https://coronavirus.cchealth.org)



**Coronavirus Call Center: (844) 729-8410**  
Open Daily from 8 a.m. - 5 p.m.  
Abierto diariamente de 8 a.m. - 5 p.m.

[Home](#) [About COVID-19](#) [Prevention](#) [If You Are Sick](#) [Health Services Updates](#) [Resources](#)

*Data reported to CCHS as of 7/23/2020 at 11:30 a.m.*

**Total Cases** 

**6,425**

*Total confirmed cases of COVID-19 in Contra Costa. Includes recovered.*

**Total Tested** 

**121,080**

*Total patients tested for COVID-19 in Contra Costa.*

**Current in Hospital** 

**101**

*Patients currently hospitalized for COVID-19 in Contra Costa.*

**Total Deaths** 

**102**

*Total deaths from COVID-19 in Contra Costa.*

**CANDACE ANDERSEN**  
SUPERVISOR, DISTRICT 2



# Daily Case Count Increase

## Case Data

Total Cases 

6,425

Total confirmed cases of COVID-19 in Contra Costa.  
Includes recovered.

Recovered Cases 

5,153

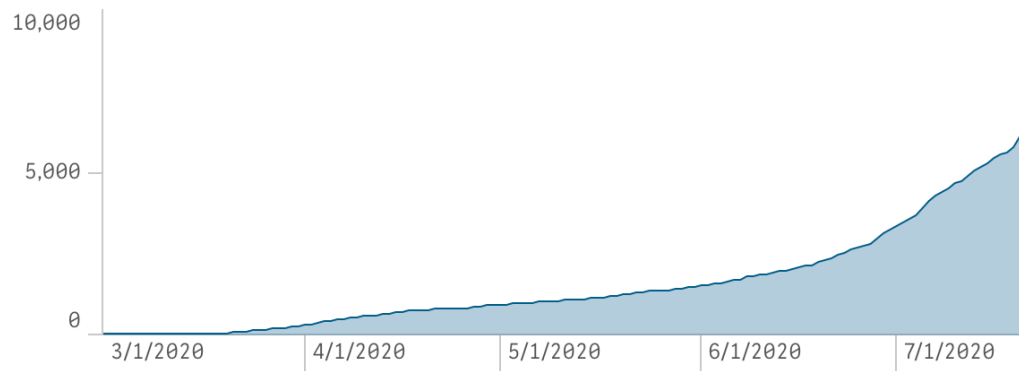
Total cases where the date of symptom onset or test date  
was over 14 days ago. Excludes deceased and hospitalized.

New Cases 

152

New cases of COVID-19 in Contra Costa reported in the  
last 24 hours.

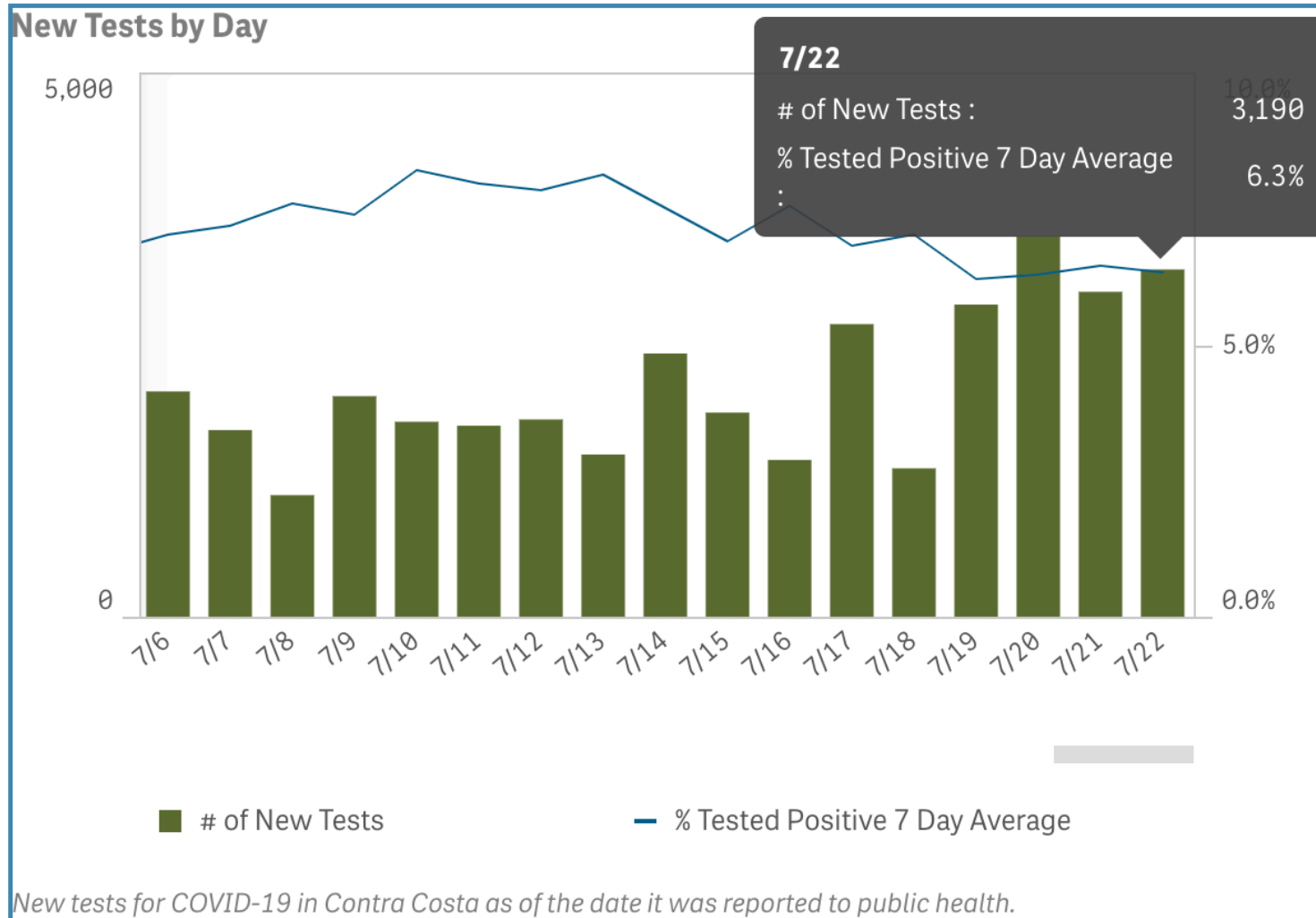
## Total Cases Reported by Day



Total confirmed cases of COVID-19 in Contra Costa as of the date it was reported to public health. Includes recovered.

**CANDACE ANDERSEN**  
SUPERVISOR, DISTRICT 2

# Infection Rate of Those Tested



Number of Cases in  
Contra Costa  
County  
*Cases increasing  
200-300% in many  
communities over  
last 30 days*

**CANDACE ANDERSEN**  
SUPERVISOR, DISTRICT 2

## Cases by Location

↕	Positive Case Count	↕	Population	↕	Cases per 100,000	↕
Alamo	61		14,750		414	
Antioch	783		112,520		696	
Bay Point	291		22,639		1285	
Bethel Island	3		2,137		140	
Brentwood	253		65,118		389	
Clayton	20		11,337		176	
Concord	722		130,143		555	
Danville	117		43,876		267	
Discovery Bay	56		13,352		419	
El Cerrito	41		24,953		164	
El Sobrante	110		12,669		868	
Hercules	115		25,530		450	
Lafayette	64		25,604		250	
Martinez	117		37,106		315	
Moraga	30		16,946		177	
Oakley	194		42,461		457	
Orinda	76		19,009		400	
Pacheco	25		3,685		678	
Pinole	106		19,505		543	
Pittsburg	598		74,321		805	
Pleasant Hill	120		34,267		350	
Richmond	1380		111,217		1241	
Rodeo	52		8,679		599	
San Pablo	568		31,413		1808	
San Ramon	146		83,118		176	
Walnut Creek	293		70,860		413	
Other/Unspecified	84					
Total	6425		1,057,215		608	

# Hospitalization Data



## Hospitalization Data

Current in Hospital 


101

People hospitalized for COVID-19 in Contra Costa County.  
County residents hospitalized elsewhere are not included.

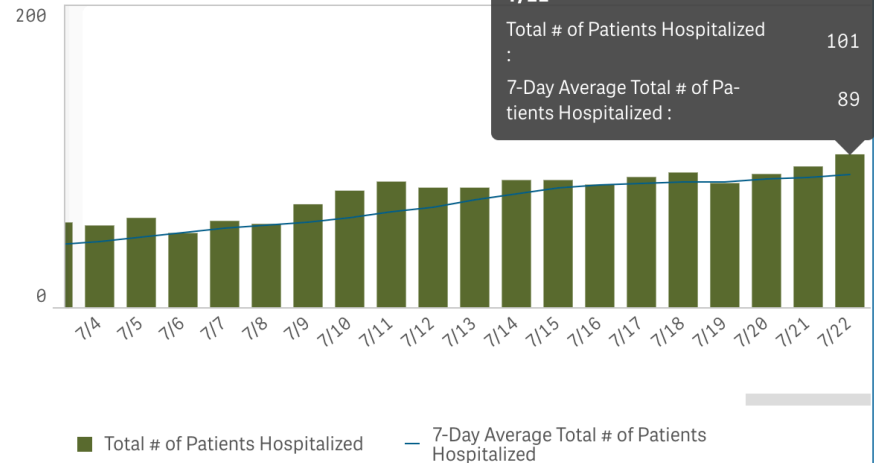
Current in Bay Area Hospitals 

695

Patients currently hospitalized for COVID-19 in Bay Area hospitals.



## Total in Hospital by Day



Number of patients staying in a hospital in Contra Costa for COVID-19 by date.

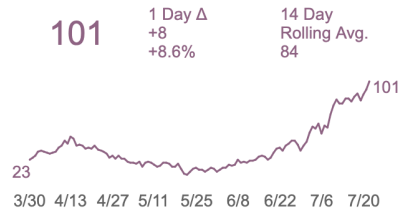
**CANDACE ANDERSEN**  
SUPERVISOR, DISTRICT 2

For more information on hospitalization data in Contra Costa County, please visit the [Hospital Dashboard](#).

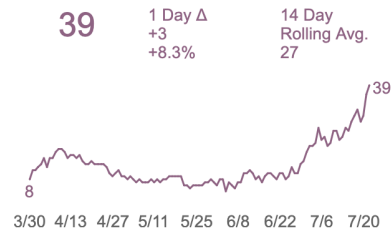
# Hospital/ICU Data



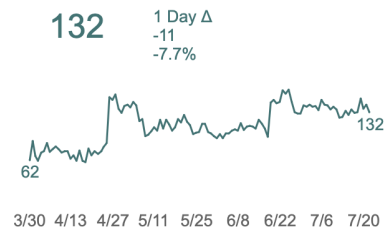
## Positive Patients



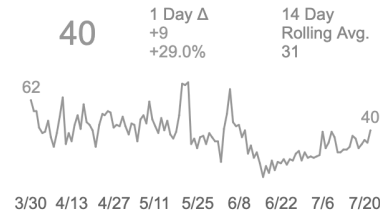
## ICU Positive Patients



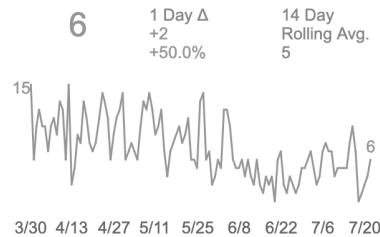
## ICU & NICU Available Beds



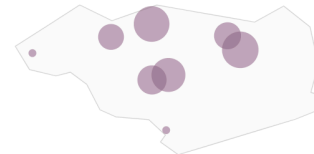
## Suspected Patients



## ICU Suspected Patients



## Positive Patients by Facility/County



## Daily Survey Response Rates

**100%**  
of facilities  
(8 of 8)

**100%**  
of licensed beds  
(1,637 of 1,637)

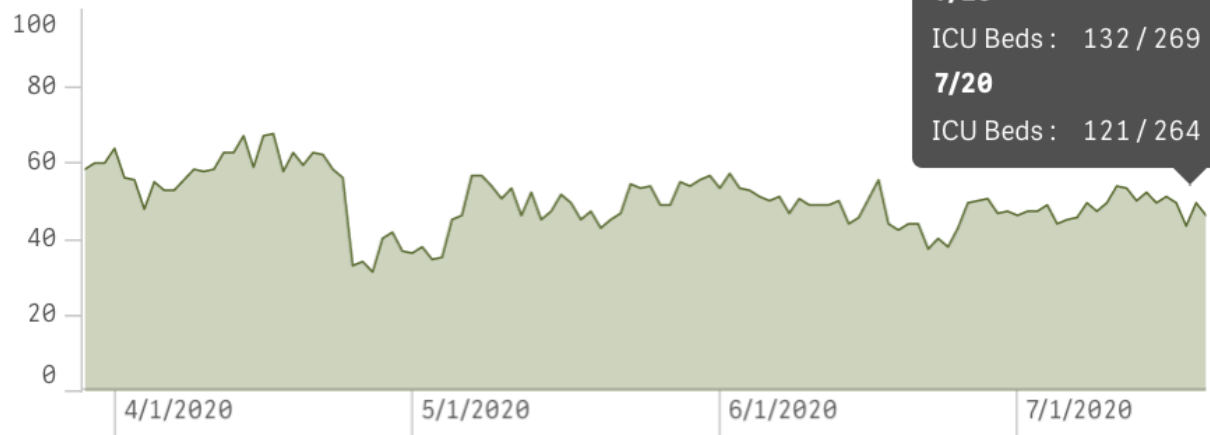
There are 416 licensed facilities (1 in suspense); one or more facilities can operate under the same license.



## ICU Data

### ICU Occupancy Rate (%)

Last reloaded: Jul 22 11:30 AM

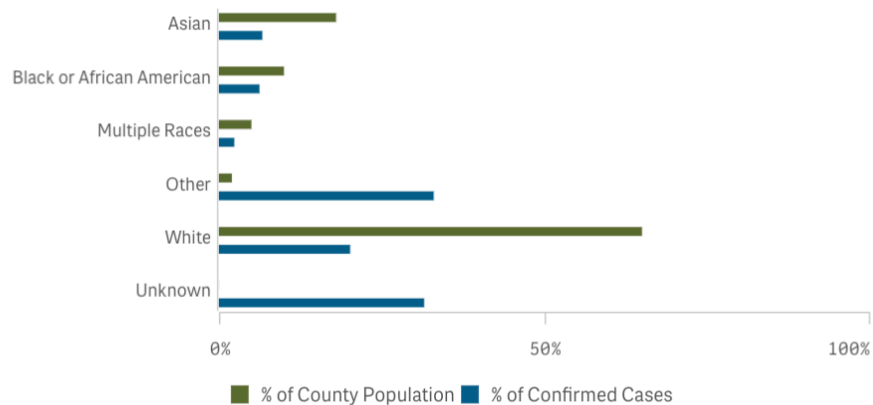


*Shows percentage of ICU beds that are occupied.*



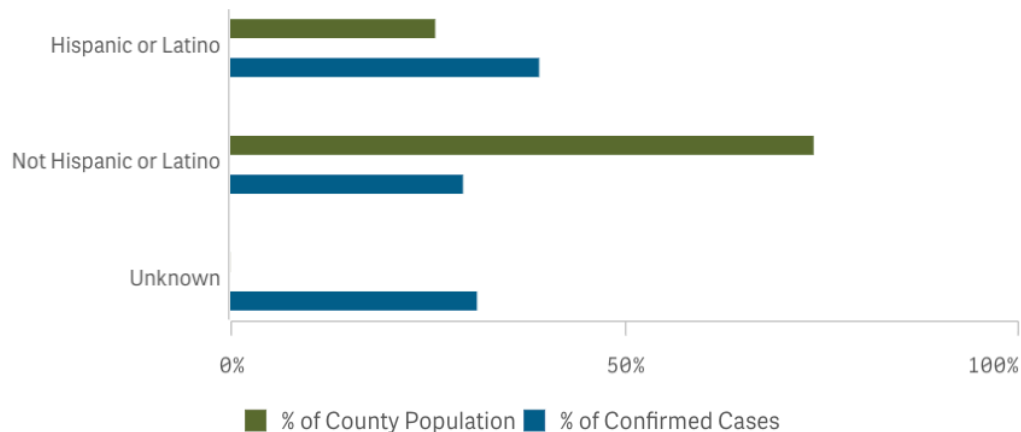
# Who is Getting Sick in Contra Costa County?

Percent of Cases by Race



Percent of confirmed cases of COVID-19 in Contra Costa by race versus county population by race. Includes recovered.

Percent of Cases by Ethnicity

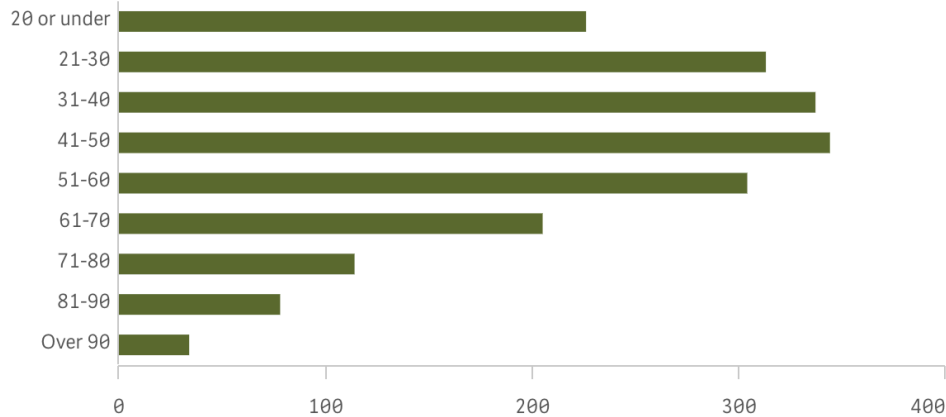


Percent of confirmed cases of COVID-19 in Contra Costa by ethnicity versus county population by ethnicity. Includes recovered.

# Who is Getting Sick in Contra Costa County?

June

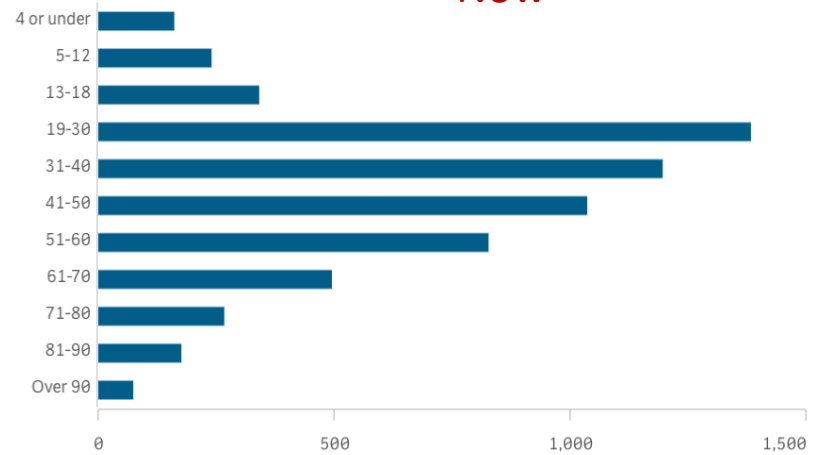
Cases by Age Group



Total confirmed cases of COVID-19 in Contra Costa by age group. Includes recovered.

Now

Cases by Age Group

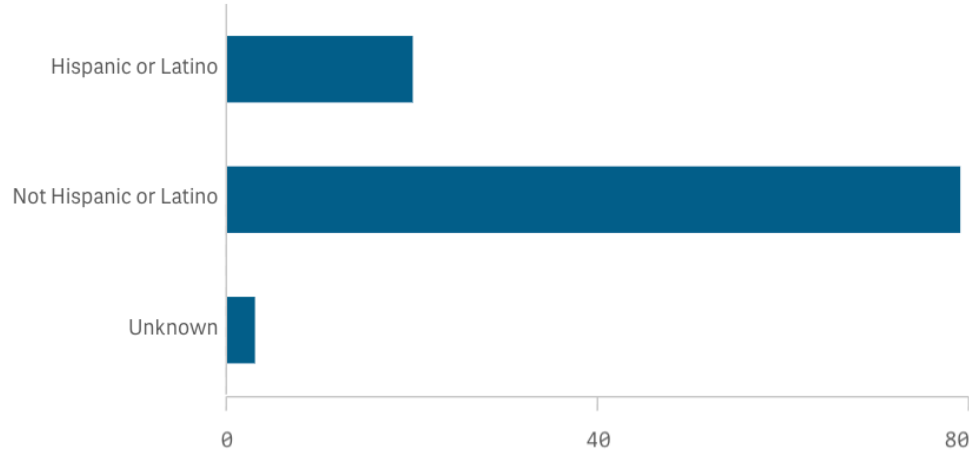


Total confirmed cases of COVID-19 in Contra Costa by age group. Includes recovered.



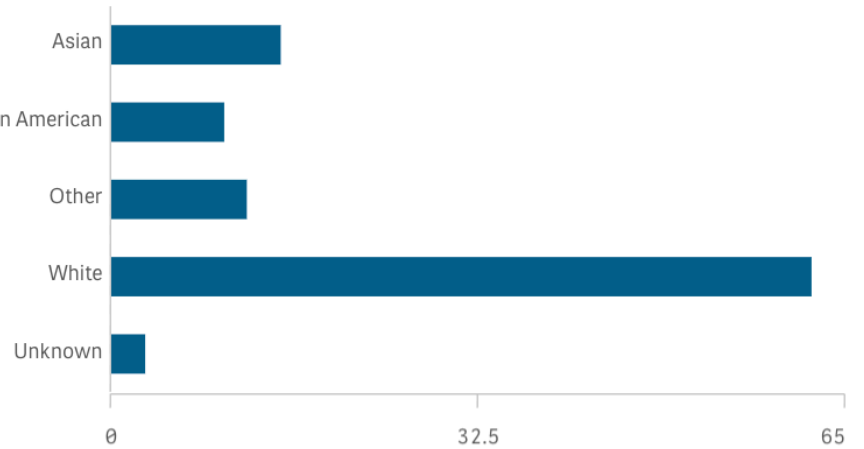
# Who is Dying in Contra Costa County?

## Deaths by Ethnicity



Total deaths from COVID-19 in Contra Costa by ethnicity.

## Deaths by Race

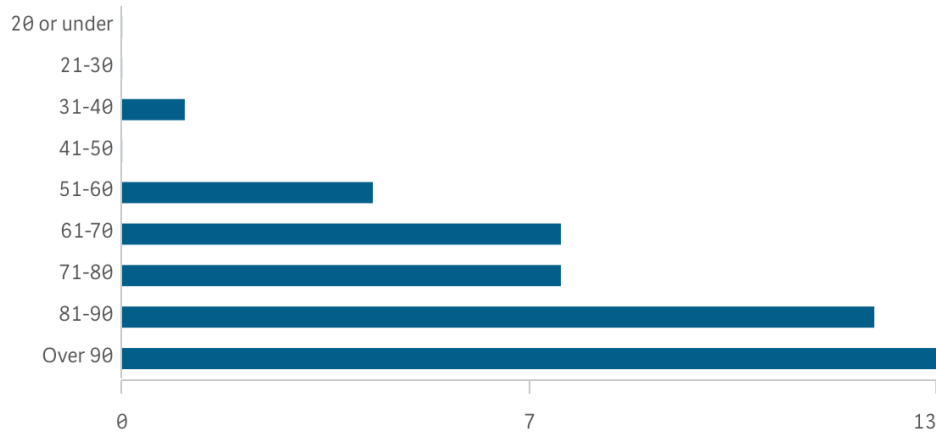


Total deaths from COVID-19 in Contra Costa by race.

# Age of those Dying in our County of COVID

June

Deaths by Age Group

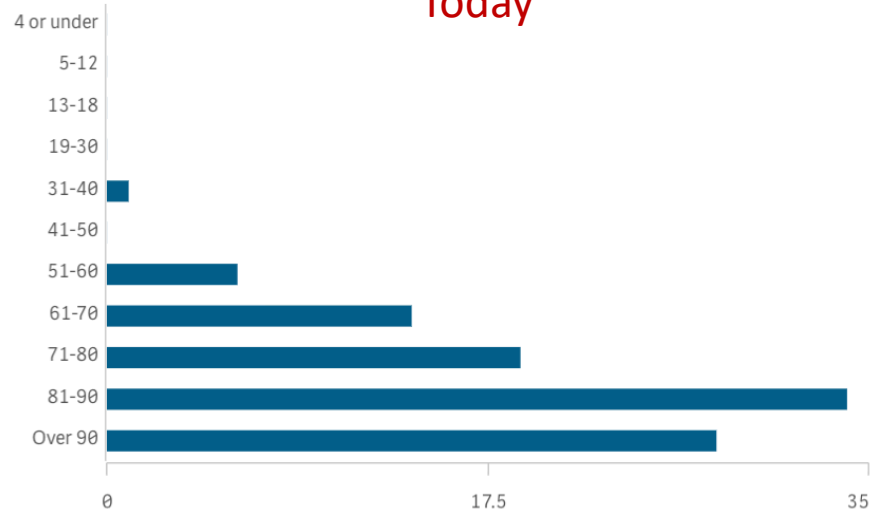


Total deaths from COVID-19 in Contra Costa by age group.

Age	# Deaths
31-40	1
51-60	6
61-70	14
71-80	19
81-90	34
90+	28

Deaths by Age Group

Today



Total deaths from COVID-19 in Contra Costa by age group.

# Deaths of those Connected to a Long Term Care Facility

## Death Data

### Total Deaths

102

Total deaths from COVID-19 in Contra Costa.

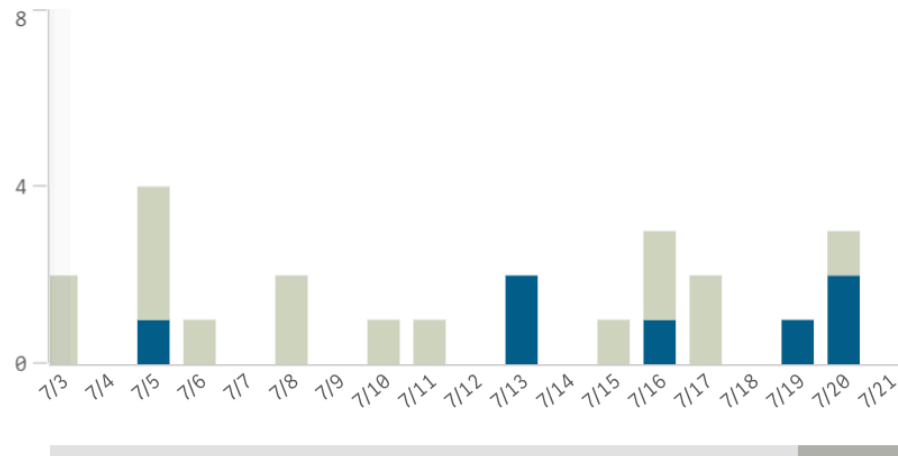


### New Deaths

0

New deaths from COVID-19 in Contra Costa reported in the last 24 hours.

### New Deaths by Day



Deaths Outside of Long-Term Care Facilities    Deaths of Residents & Staff in Long-Term Care Facilities

# There are State Orders and County Health Orders

*If a County order is more restrictive, it applies.*



Stay home.  
Save lives.

Learn how we can  
all keep CA healthy.  
Visit [covid19.ca.gov](https://covid19.ca.gov)



**Stay home**

**CCHS** has issued a  
Public Health Order  
requiring people  
to remain at home



Visit: [cchealth.org/coronavirus](https://cchealth.org/coronavirus) for more info

# **Active Contra Costa Health Orders**

## **Health Orders for the General Public**


- Social Distancing Order - Amended: 7/11/2020
- Requiring Face Coverings - 7/5/2020
- Mass Quarantine Order - 7/5/2020
- Mass Isolation Order - 5/13/2020
- Vehicle-Based Gatherings - 5/15/2020

## **Additional Health Orders**

- Requiring Testing of Residents & Personnel at Residential Facilities - 5/29/2020
- Requirements for Residential Care Facilities - 4/13/2020
- Authorizing Testing and Processing by Commercial Clinical Laboratories - 5/1/2020
- Lab Testing Reporting - 3/24/2020

# Who is Issuing these Orders?

## Contra Costa Health Officer Dr. Chris Farnitano



- Appointed Health Officer July 2018
- Medical degree from Duke University
- Family Physician & HIV Specialist
- Came to CCHS as a resident in 1991



*Bay Area County Health Officers **WERE** working to have consistent orders*

**CANDACE ANDERSEN**  
SUPERVISOR, DISTRICT 2

# What Authority does the Health Officer have to Issue these Orders without Ratification by the Board of Supervisors?

## California Health and Safety Code

§ 101040: The Health Officer may take any preventive measure that may be necessary to protect and preserve the public from any public health hazard during any “state of war emergency,” “state of emergency,” or “local emergency,” as defined by Section 8558 of the Government Code, within his or her jurisdiction. “Preventive measure” means abatement, correction, removal, or any other protective step that may be taken against any public health hazard that is caused by a disaster and affects the public health.

§ 120175: Each health officer knowing or having reason to believe that any case of the diseases made reportable by regulation of the department, or any other contagious, infectious or communicable disease exists, or has recently existed, within the territory under his or her jurisdiction, shall take measures as may be necessary to prevent the spread of the disease or occurrence of additional cases.

# Contra Costa County Applied for and Received a Variance to Move Faster Through State's Timeline



**STAGE 1:**  
**Safety and  
preparedness**



**STAGE 2:**  
**Lower-risk  
workplaces**



**STAGE 3:**  
**Higher-risk  
workplaces**



**STAGE 4:**  
**End of Stay  
Home Order**

## County variance

Stage 2 expansion will be phased in gradually. Some communities may move through Stage 2 faster if they are able to show greater progress. Counties that have met the readiness criteria and worked with the California Department of Public Health can open more workplaces as outlined on the [County Variance page](#).

**CANDACE ANDERSEN**  
SUPERVISOR, DISTRICT 2



# Indicators used by Bay Area Health Officers for Assessing Progress

1. Total Number of Cases, and Hospitalized Patients is Flat or Decreasing (Both doubling in the last month).
2. Sufficient Hospital Capacity. (Just under ½ of ICU Beds Available)
3. Sufficient COVID -19 Viral Tests Conducted (Yes).
4. Sufficient Contact Tracing & Isolation/Quarantine Capacity (Delay in test results, 90% Traced)
5. At least a 30-Day supply of Personal Protective Equipment (PPE)(Yes).

## Indicators used by the State to Determine if Should be on the *Watch/Monitoring List*

- COVID-positive case rate is greater than 100 per 100,000 population (**We're at 109.6**)
- Test positivity (7-day average) does not exceed 8% (Last week hit 8.2%, now 6.1%).
- Percent change in 3-day average COVID+ hospitalized patients does not exceed 10% (Although spiked, from 32 a month ago to 93 now, recent increase below 10%).
- Percent of ICU beds currently available is not less than 20%. (121 of 264 Available).
- Percent of ventilators currently available is not less than 25%. (48 of 299 Available)

# We Had to Halt our Timeline Before July 1

## CONTRA COSTA COUNTY'S ROAD AHEAD FOR OUR COMMUNITY



These openings are a direct response to your patience and observation of the health order.

*We hope to continue opening up the county, but may need to reconsider openings based on the course of the pandemic.*

### Not currently allowed by the state

- Playgrounds
- Basketball courts
- Soccer
- Youth sports
- Larger gathering venues (nightclubs, conventions, concerts & live audience sports)

## Contra Costa County Openings at a Glance

In all cases, social distancing & face coverings are required.  
For sector specific guidelines, visit [coronavirus.cchealth.org](https://coronavirus.cchealth.org).

Open ✓ Closed ✗

Athletic Fields	✓	Nonessential healing arts	✗
Automobile & Bicycle Repair	✓	Offices for Essential Sectors	✓
Campgrounds, RV Parks & Outdoor Recreation Facilities	✓	Offices for Non-essential Sectors	✗
Car Washes	✓	Outdoor Businesses	✓
Child Care & Summer Camps	✓	Outdoor Museums, Exhibit Spaces & Drive-in Theaters	✓
Construction	✓	Outdoor Dining, Take Out & Delivery	✓
Bars, Brewpubs, Breweries, Pubs & Craft Distilleries	✗	Outdoor Swimming Pools	✓
Dental Care	✓	Parks (including picnic & BBQ areas)	✓
Dog Parks	✓	Personal Care Services (nail salons, body waxing, tattoo parlors, permanent makeup, piercings, etc.)	✗
Financial Institutions	✓	Places of Worship (outdoor only)	✓
Funeral Homes, Mortuaries & Cemeteries	✓	Playgrounds	✗
Gas Stations	✓	Public & Private Transportation Services	✓
Golf Courses	✓	Public Events & Gatherings (nightclubs, convention centers, concerts & live audience sports, etc.)	✗
Government Services	✓	Real Estate	✓
Grocery & Other Food Stores	✓	Recreational Team Sports	✗
Gyms & Fitness Centers	✗	Residential & Commercial Maintenance Services	✓
Hair Salons & Barbershops	✗	Retail Stores & Retail Supply Chain Businesses	✓
Healthcare, Pharmacies & Medical Supply	✓	Shooting & Archery Ranges	✓
Higher education (distance learning only)	✓	Skate Parks	✓
Hotels (not for tourism or individual travel)	✓	Small Group Gatherings (outdoors)	✓
Indoor Dining	✗	Tennis & Pickleball Courts	✓
Indoor Museums	✗	Theme Parks & Festivals	✗
Laundromats	✓	Utilities	✓
Libraries (curbside pickup only)	✓	Veterinary Care & Groomers	✓
Indoor Leisure (arcades, billiards, bowling, movie theaters, etc.)	✗	Wineries & Tasting Rooms (outdoor only)	✓
Logistics & Warehousing Facilities	✓		
Malls (outdoor pick-up only)	✓		
Manufacturing	✓		



# **Last Week the Governor Ordered the Following Shutdown for Counties on the Monitoring List for 3 Consecutive Days:**

## **Businesses Open that had to be closed in Contra Costa County:**

- Hair Salons
- Barbershops
- Indoor Malls
- Indoor Places of Worship or Protests



## **Not Yet Open in Contra Costa County:**

- Indoor Restaurants
- Bars, Breweries, Wineries & Tasting Rooms
- Movie Theaters
- Zoos
- Museums
- Fitness Centers
- Offices for non-critical Infrastructure
- Personal Care Services (Nail Salons, Tattoo Parlors, Estheticians)

# Interpretation of Health Officer Orders

## QUICK LINKS



**Frequently Asked Questions**  
Preguntas Frecuentes



**Health Services Updates**



**Donations**



**Coping Tips**



**How to Stop the Spread**



**What to Do if You're Sick**



**Information for Providers**



**Video Library**



**Coronavirus Call Center:**  
**(844) 729-8410**

*Open daily 8 a.m. - 5 p.m.*

*Abierto diariamente 8 a.m. - 5 p.m.*

## Frequently Asked Questions

*Note: These FAQs will continue to be updated. Please check back for updates and clarifications.*

Given the unprecedented nature of the COVID-19 pandemic, it's no surprise that many of you have questions and need clarification. We hope these Frequently Asked Questions (FAQs) help you find the answer to your question. If you have additional questions, you can call the Coronavirus Call Center at [\(844\) 729-8410](tel:8447298410). It is open daily from 8 a.m. - 5 p.m.

### Instructions:

Click on the category that you are interested in and a list of topics will appear. When you click on a topic, you'll see a list of specific questions. Click on the question and the answer will appear.

### Categories:

- [Health Concerns](#)
- [Shelter at Home Order](#)

**CANDACE ANDERSEN**  
SUPERVISOR, DISTRICT 2



# Free Testing for Anyone – with or without Symptoms



# Locations for COVID-19 Testing



- Available to anyone regardless of type of insurance
- **Schedule online or Call 1-844-421-0804** between the hours of 8 a.m. to 3:30 p.m. Monday through Friday.
- ***Must have an Appointment.***

## 7 County drive-through testing sites where you stay in your car:

- Antioch
- Central & North Concord
- Martinez
- Pittsburg
- Richmond
- San Pablo
- San Ramon

## 3 State sites where walk in, not stay in cars:

- Heather Farms, Walnut Creek
- Pinole Library, Pinole
- Liberty High School, Brentwood



# COVID19 in Congregate Care Facilities: Senior Living Facilities and Skilled Nursing



## Total Cases

Last reloaded: Jul 23 11:30 AM

499

*Confirmed COVID-19 cases in residents or staff of LTCFs.*

## Hospitalizations

Last reloaded: Jul 23 11:30 AM

71

*Cumulative hospitalizations for residents or staff of LTCFs to treat COVID-19.*

## Deaths

Last reloaded: Jul 23 11:30 AM

71

*Deaths of residents or staff of LTCFs due to COVID-19.*

**CANDACE ANDERSEN**  
SUPERVISOR, DISTRICT 2

# COVID19 in Congregate Care Facilities: Senior Living Facilities and Skilled Nursing

When there is an outbreak:

- County Health and/or one of our healthcare partners send a strike team to review infection control practices with facility staff.
- A mobile testing unit then goes to nursing homes and does on-site testing.
- Testing is done even before there is an outbreak
- County Health and partners are doing "surveillance" testing at skilled nursing and assisted living facilities, meaning we're testing staff and residents who are asymptomatic.

## Active Outbreaks

Last reloaded: Jul 23 11:30 AM

Last reloaded: Jul 23 11:30 AM

15

*Outbreaks currently being monitored at LTCFs.*

## Resolved Outbreaks

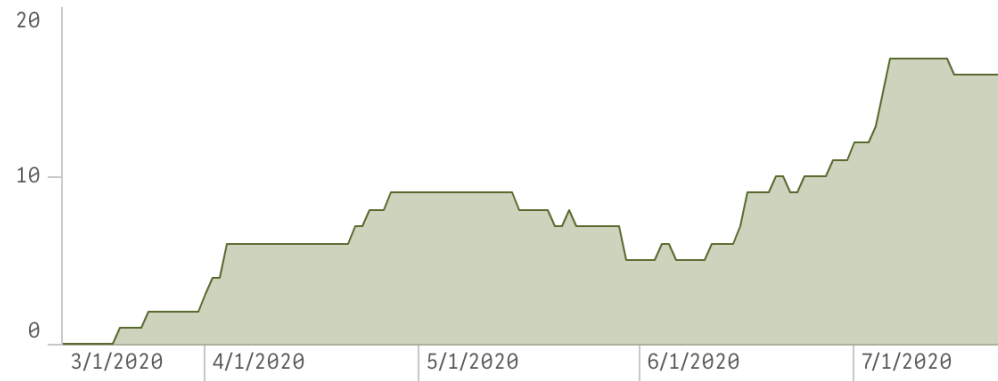
Last reloaded: Jul 23 11:30 AM

10

*Resolved outbreaks at LTCFs.*

## Active Outbreaks in LTCFs

Last reloaded: Jul 23 11:30 AM

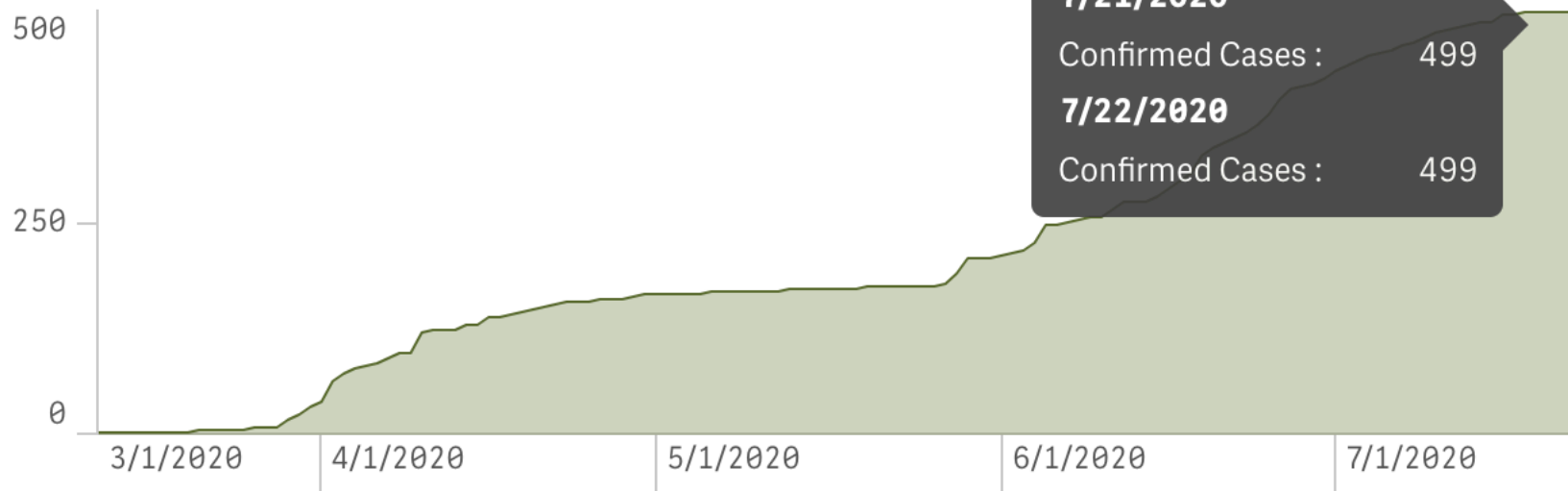


*Outbreaks at LTCFs currently being monitored by date.*

# COVID19 in Congregate Care Facilities:

## Cumulative Confirmed COVID-19 Cases in LTCFs

Last reloaded: Jul 23 11:30 AM



Total confirmed COVID-19 cases for residents or staff of LTCFs as of the reported onset date.

**CANDACE ANDERSEN**  
SUPERVISOR, DISTRICT 2

# COVID19 in Congregate Care Facilities: Homeless Shelters



Sanitation stations set up in encampments in Antioch, Martinez, Walnut Creek, Richmond, Concord and Pleasant Hill.

- 65 Homeless & at risk tested positive
- 0 Deaths
- 559 Homeless Individuals are currently housed in Hotel Rooms



**CANDACE ANDERSEN**  
SUPERVISOR, DISTRICT 2

# Homeless Testing & Cases

## Homeless Cases

Last reloaded: Jul 23 11:30 AM

65

*Total confirmed COVID-19 cases.*

## New Homeless Cases

Last reloaded: Jul 23 11:30 AM

1

*New COVID-19 cases reported in the last 24 hours.*

## Homeless Tests

Last reloaded: Jul 23 11:30 AM

1,832

*Total COVID-19 tests performed.*

## New Homeless Tests

Last reloaded: Jul 23 11:30 AM

63

*New COVID-19 tests reported as performed in the last 24 hours.*



# COVID19 in Congregate Care Facilities: County Jails

No outbreaks, 9 cases identified while new inmates in quarantine, no COVID positive inmates currently in jail.



**CANDACE ANDERSEN**  
SUPERVISOR, DISTRICT 2

# Who is staying, who is being let out of Jail?



- Bookings per day dropped 84% - typically 60 per day, were down to 10 per day, rising now
- What Offenders still being held:
  - 164 defendants facing murder charges
  - 98 facing child molestation charges
  - 22 charged with rape, 18 charged with kidnapping
  - 108 charged with robbery
  - 101 charged with burglary
  - 186 charged with assault with a deadly weapon

**CANDACE ANDERSEN**  
SUPERVISOR, DISTRICT 2



## 4 THINGS YOU CAN DO TO MAKE A DIFFERENCE



**Social Distance**



**Cover Your Face**




**Enhance Hand  
Hygiene**



**Stay Home if Sick**

**RESPONSE**  
Coronavirus (COVID-19)

CONTRA COSTA  
HEALTH SERVICES



**CANDACE ANDERSEN**  
SUPERVISOR, DISTRICT 2



## Why it's Important

# Census 2020

## It's in the Constitution

The decennial Census is mandated by the Constitution to determine the number of Representative each State gets in the U.S. House of Representatives. Census data ensure our political representation reflects the US population and is the foundation of our representative democracy.

[Watch "The U.S Census and the Amazing Appropriation Machine" video.](#)

## Distribution of Federal Funds

The Census is also used to determine the distribution of billions of dollars for the next decade. It is estimated that for every person missed, state and local agencies lose \$2,000/year.

[Learn more - Count the Dollars 2020 - California FactSheet.](#)

## Census Data Shapes Our Communities

Census Data is used by business groups, policy analysts, and non-profits to help development business plans, service areas, and policy decisions. The Census is the benchmark for the next decade of key decisions for our communities.

[Learn more about how Census Data Impacts our Communities.](#)



# *We All Count*

- National Response 62%
- California Response 63.1%
- **Contra Costa County Response 71.2%**

**CANDACE ANDERSEN**  
SUPERVISOR, DISTRICT 2



# Black Lives Matter

## *Some of our Current Programs, Practices, Procedures*

- Racial Justice Oversight Body
- Racial Equity Action Plan
- Juvenile Justice Coordinating Council
- Hiring Outreach Committee
- Economic Opportunity Council
- Sheriff's Department does not receive military grade weapons or vehicles
- De-escalation of Crisis Events through
  - Mental Health Evaluation Teams (Mental Health Clinician & Police Officer with enhanced training)
  - Mobile Crisis Response Teams (Licensed mental health clinicians, community/family support workers, family nurse practitioner)
- All Sheriff Deputies take a 32-hour Crisis Intervention Team Training (this is made available to local police departments)
- Implicit Bias Training Throughout the County
- Stepping up Initiative

JOIN US  
TUESDAY, JULY 28, 2020  
BEGINNING AT 9:30 AM

## TRUTH Act Virtual Community Forum

### Language Access at the Forum:

- Simultaneous Interpretation in Spanish will be provided.
- Request a language accommodation other than Spanish by contacting the Clerk of the Board of Supervisors by July 20th.

**Hear from the Contra Costa County Sheriff's Office about civil immigration enforcement activities in 2019.**

### Three ways to participate in the Forum:

- Via phone
- Via email
- By mail

### How to Watch

- **Stream online:**  
<https://www.contracosta.ca.gov/>
- **Watch on CCTV:** AT&T U-Verse Channel 99, Comcast Channel 27 or Astound Channel 32.

Send written public comments to  
**TRUTHAct@cob.cccounty.us**

or by mail to  
Clerk of the Board of Supervisors  
Room 106  
651 Pine St  
Martinez, CA 94553



This forum is held pursuant to  
Government Code section 7283.1(d).

Call-in information, including phone number and access code, will be provided on the Board of Supervisors' July 28, 2020 agenda, which will be published no later than 96 hours prior to the meeting. Board of Supervisors' agendas can be accessed on the County website at <https://www.contracosta.ca.gov/>.

To request language accommodations other than Spanish, please notify the Clerk of the Board no later than Monday, July 20, 2020, at (925) 335-1900 or by email at [TRUTHAct@cob.cccounty.us](mailto:TRUTHAct@cob.cccounty.us).

**CANDACE ANDERSEN**  
SUPERVISOR, DISTRICT 2

# Future of Orin Allen Youth Rehabilitation Facility – “The Ranch”?

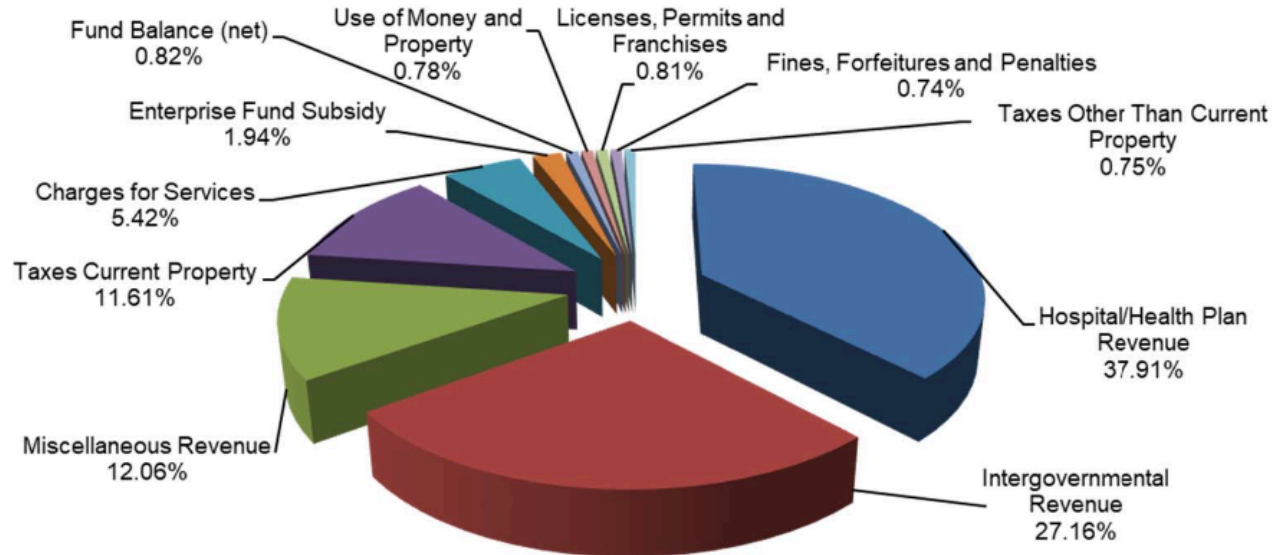
*For Youth Who Commit Minor Crimes*



- 13 Boys Currently Housed There
- \$11-\$13 Million in Needed Repairs
- Looking to Alternatives to Incarceration – Restorative Justice, Diversion

# Budget Hearings – August 4, 2020

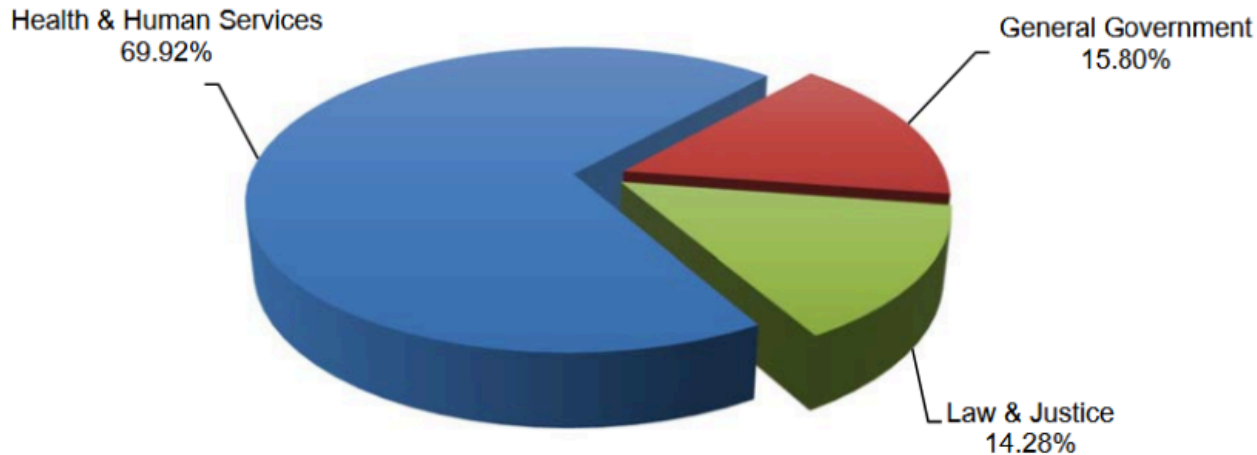
## *Revenue Sources*



Source of Funds	Recommended FY 2020-21	Percent of Total
Hospital/Health Plan Revenue	\$1,509,902,542	37.91%
Intergovernmental Revenue	1,082,057,270	27.16%
Miscellaneous Revenue	480,262,733	12.06%
Taxes Current Property	462,541,793	11.61%
Charges for Services	215,771,806	5.42%
Enterprise Fund Subsidy	77,231,000	1.94%
Fund Balance (net)	32,670,746	0.82%
Use of Money and Property	31,142,890	0.78%
Licenses, Permits and Franchises	32,123,904	0.81%
Taxes Other Than Current Property	30,014,225	0.75%
Fines, Forfeitures and Penalties	29,644,782	0.74%
<b>TOTAL RECOMMENDED SOURCES</b>	<b>\$3,983,363,690</b>	<b>100.00%</b>

# Budget Hearings – August 4, 2020

## *Appropriations*

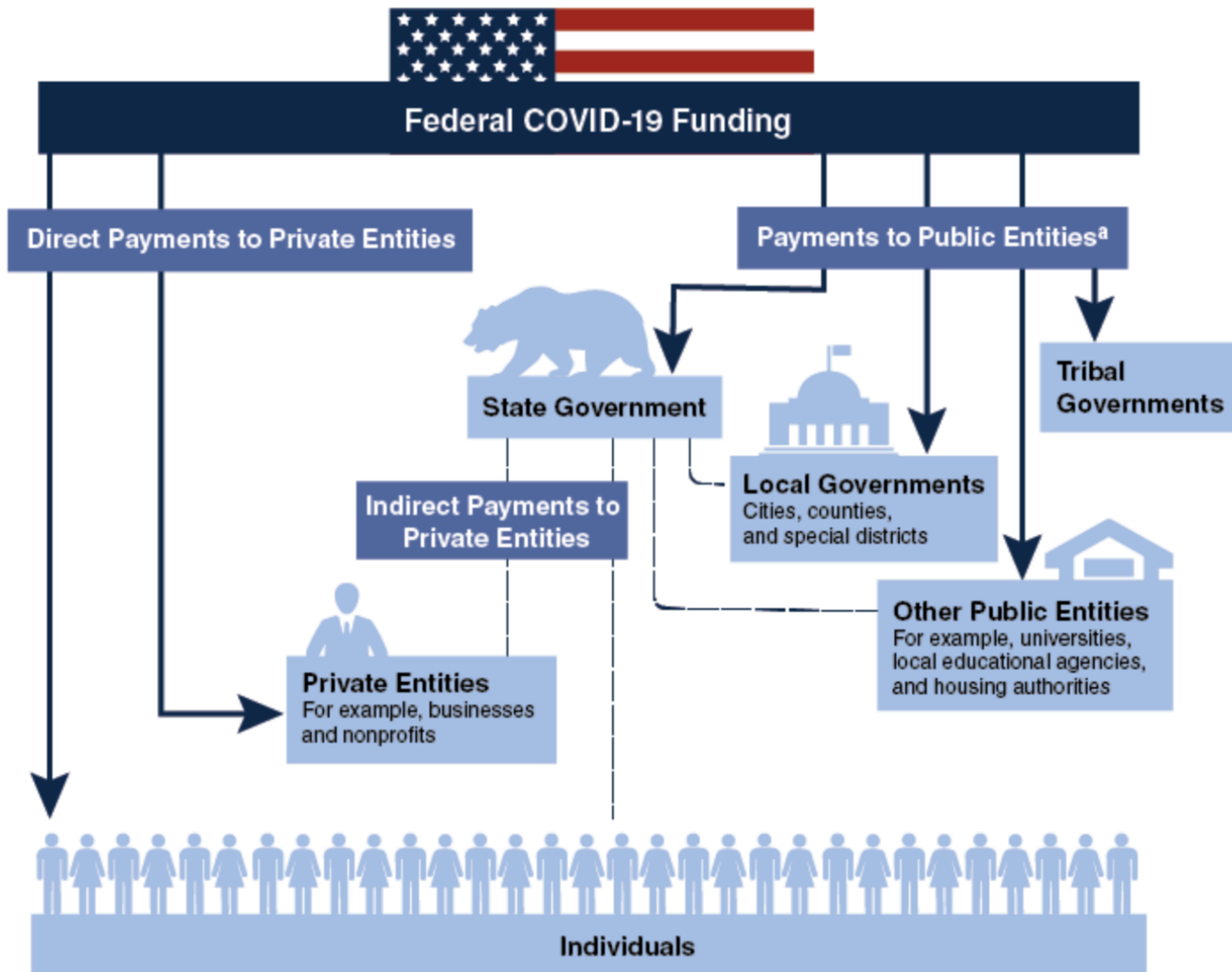


Use of Funds	2016-17 Actuals	2017-18 Actuals	2018-19 Actuals	2019-20 Budget	Recommended FY 2020-21	Percent of Total
Health and Human Services	\$2,390,101,826	\$2,520,789,772	\$2,641,040,699	\$2,801,908,354	\$2,861,027,630	71.82%
General Government	418,537,995	463,470,888	500,510,920	688,392,139	580,251,202	14.57%
Law and Justice	465,874,059	484,479,138	497,331,595	564,505,919	542,084,858	13.61%
<b>Total Requirements</b>	<b>\$3,274,513,881</b>	<b>\$3,468,739,798</b>	<b>\$3,638,883,214</b>	<b>\$4,054,806,412</b>	<b>\$3,983,363,690</b>	<b>100.00%</b>



# Coronavirus Aid, Relief, & Economic Security “CARES” Act

## How Federal COVID-Related Funding Will Flow to Californians



<sup>a</sup> In many cases, funds to public entities (for example, local governments or others, like universities) flow to individuals.

# Contra Costa County estimated to receive \$250 million for COVID Response

## Coronavirus Relief Fund Allocations Total by County and Selected Cities

(Dollars in Thousands)

Cities and Counties	Direct Allocations <sup>1/</sup>	State Allocations <sup>1/</sup>	Total Allocations	Cities and Counties	Direct Allocations <sup>1/</sup>	State Allocations <sup>1/</sup>	Total Allocations
Alameda County	\$291,634	\$38,450	\$330,084	Placer County	-	\$41,162	\$41,162
Alpine County	-	116	116	Plumas County	-	1,862	1,862
Amador County	-	3,841	3,841	Riverside County	431,091	56,203	487,294
Butte County	-	21,441	21,441	Sacramento County	181,199	24,983	206,182
Calaveras County	-	4,591	4,591	City of Sacramento	89,623	-	89,623
Colusa County	-	2,233	2,233	San Benito County	-	6,357	6,357
Contra Costa County	201,281	26,546	227,827	San Bernardino County	380,408	50,179	430,587
Del Norte County	-	2,783	2,783	San Diego County	334,062	53,702	387,764
El Dorado County	-	19,701	19,701	City of San Diego	248,451	-	248,451
Fresno County	81,580	16,438	98,018	City/County San Francisco	153,824	20,661	174,485
City of Fresno	92,756	-	92,756	San Joaquin County	132,989	17,803	150,792
Glenn County	-	2,998	2,998	San Luis Obispo County	-	28,269	28,269
Humboldt County	-	13,591	13,591	San Mateo County	133,761	17,794	151,555
Imperial County	-	19,248	19,248	Santa Barbara County	-	46,069	46,069
Inyo County	-	1,895	1,895	Santa Clara County	158,100	31,514	189,614
Kern County	157,078	21,115	178,193	City of San Jose	178,295	-	178,295
Kings County	-	15,662	15,662	Santa Cruz County	-	27,655	27,655
Lake County	-	6,529	6,529	Shasta County	-	18,153	18,153
Lassen County	-	2,940	2,940	Sierra County	-	326	326
Los Angeles County	1,057,341	163,405	1,220,746	Siskiyou County	-	4,533	4,533
City of Los Angeles	694,405	-	694,405	Solano County	-	44,885	44,885
Madera County	-	16,125	16,125	Sonoma County	-	50,264	50,264
Marin County	-	26,594	26,594	Stanislaus County	96,086	12,834	108,920
Mariposa County	-	1,842	1,842	Sutter County	-	10,272	10,272
Mendocino County	-	8,967	8,967	Tehama County	-	6,641	6,641
Merced County	-	28,908	28,908	Trinity County	-	1,381	1,381
Modoc County	-	976	976	Tulare County	-	48,938	48,938
Mono County	-	1,373	1,373	Tuolumne County	-	5,599	5,599
Monterey County	-	44,979	44,979	Ventura County	147,622	19,397	167,019
Napa County	-	14,181	14,181	Yolo County	-	22,605	22,605
Nevada County	-	10,004	10,004	Yuba County	-	8,043	8,043
Orange County	554,134	73,509	627,643	<b>Total</b>	<b>\$5,795,720</b>	<b>\$1,289,065</b>	<b>\$7,084,785</b>

<sup>1/</sup> Numbers may not tie due to rounding. State allocations use May 2020 Population Estimates.



# Cities COVID/CARES ACT Funding to Reimburse for their COVID Response

	Population			Estimated Funds
<b>Contra Costa</b>				
Antioch	112,520			1,389,463.79
Brentwood	65,118			804,115.74
Clayton	11,337			139,996.01
Concord	130,143			1,607,083.06
Danville	43,876			541,806.91
El Cerrito	24,953			308,134.46
Hercules	25,530			315,259.60
Lafayette	25,604			316,173.40
Martinez	37,106			458,206.93
Moraga	16,946			209,259.27
Oakley	42,461			524,333.65
Orinda	19,009			234,734.42
Pinole	19,505			240,859.33
Pittsburg	74,321			917,759.85
Pleasant Hill	34,267			423,149.27
Richmond	111,217			1,373,373.57
San Pablo	31,413			387,906.38
San Ramon	83,118			1,026,390.43
Walnut Creek	70,860			875,021.37

# Status of CCCERA Back in January...

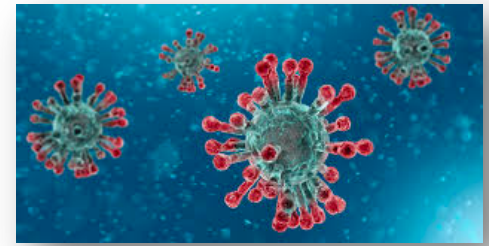
**\$9.4 Billion** Fund (as of December 31, 2019)

Net Pension Liability **\$0.86B**

**89.3% Funded**

<b>Assumed Rate of Return</b>	<b>7.0%</b>
2019 Annualized Rate of Return	<b>14.6%</b>
Annualized Rate of Return Past 3 years	<b>8.3%</b>
Annualized Rate of Return Past 5 years	<b>6.8%</b>
Annualized Rate of Return Past 10 years	<b>8.5%</b>

# Status of CCCERA in COVID



**\$9.4 Billion** Fund on Dec 31, 2109

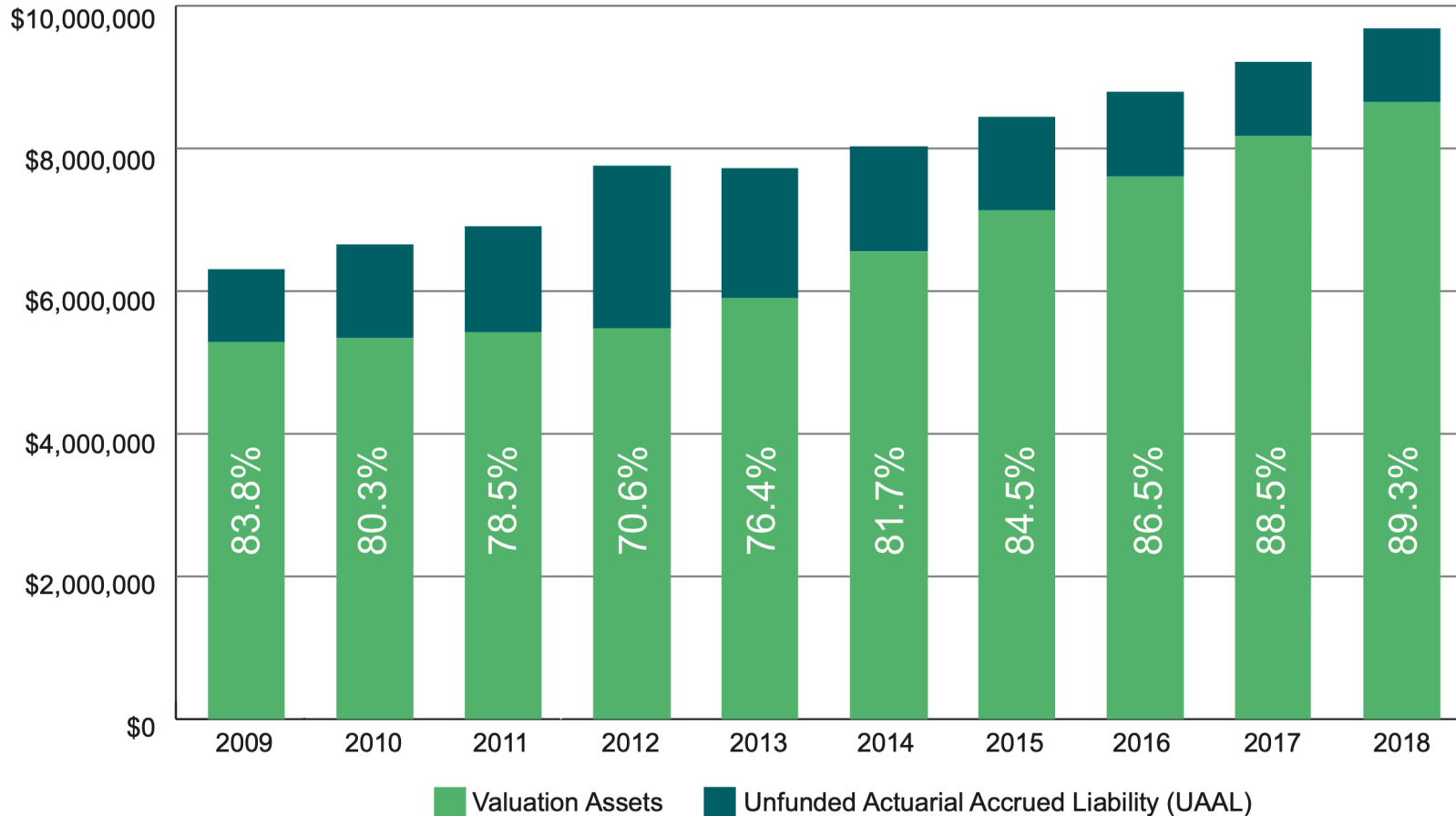
**\$8.4 Billion** on March 31

**\$9.1 Billion** as of Mid-July\*

*\*But updated valuations for many of our private investments will be coming up soon, and anticipate some losses.*

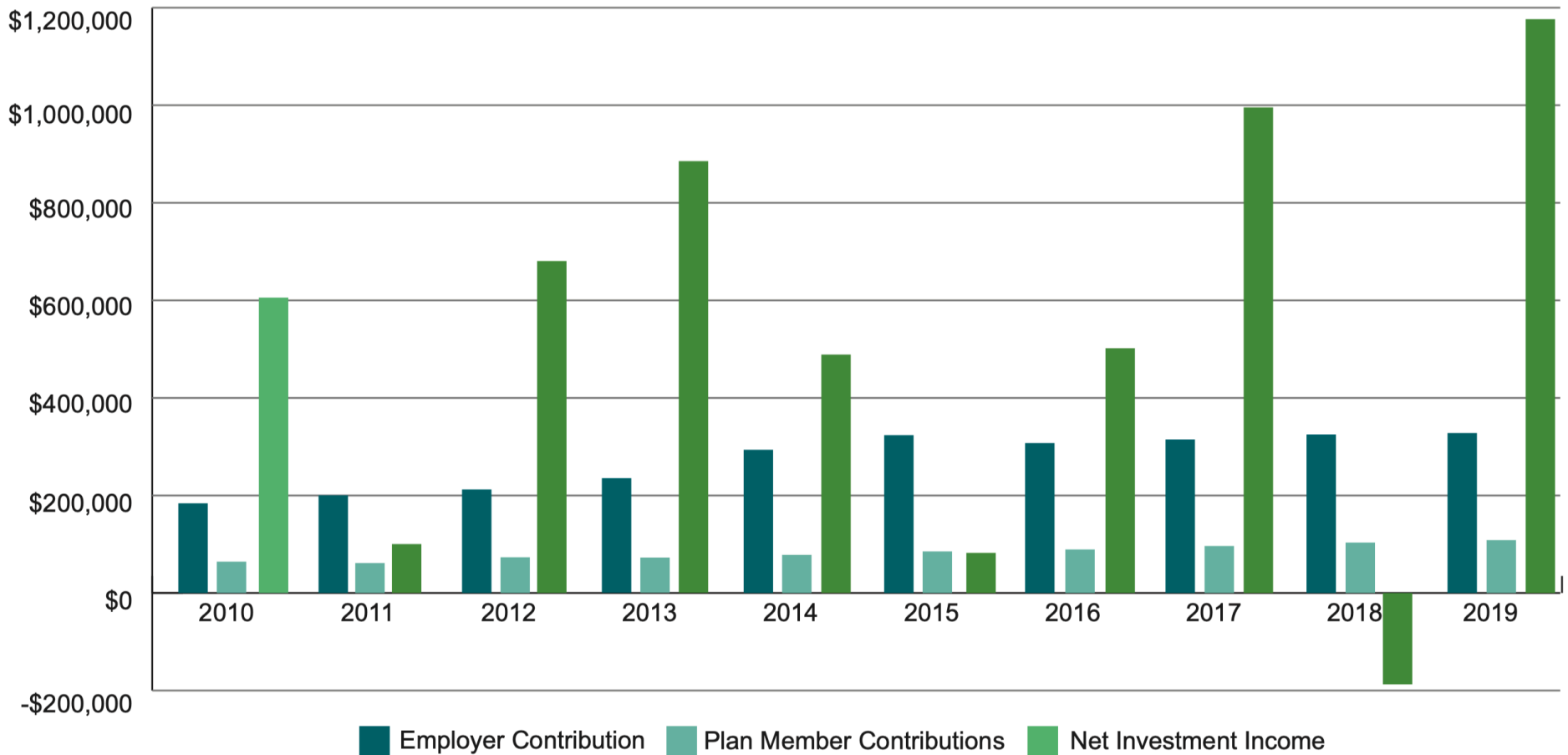
# Actuarial Funding Status

*Funded Ratio  
(Dollars in Thousands)*

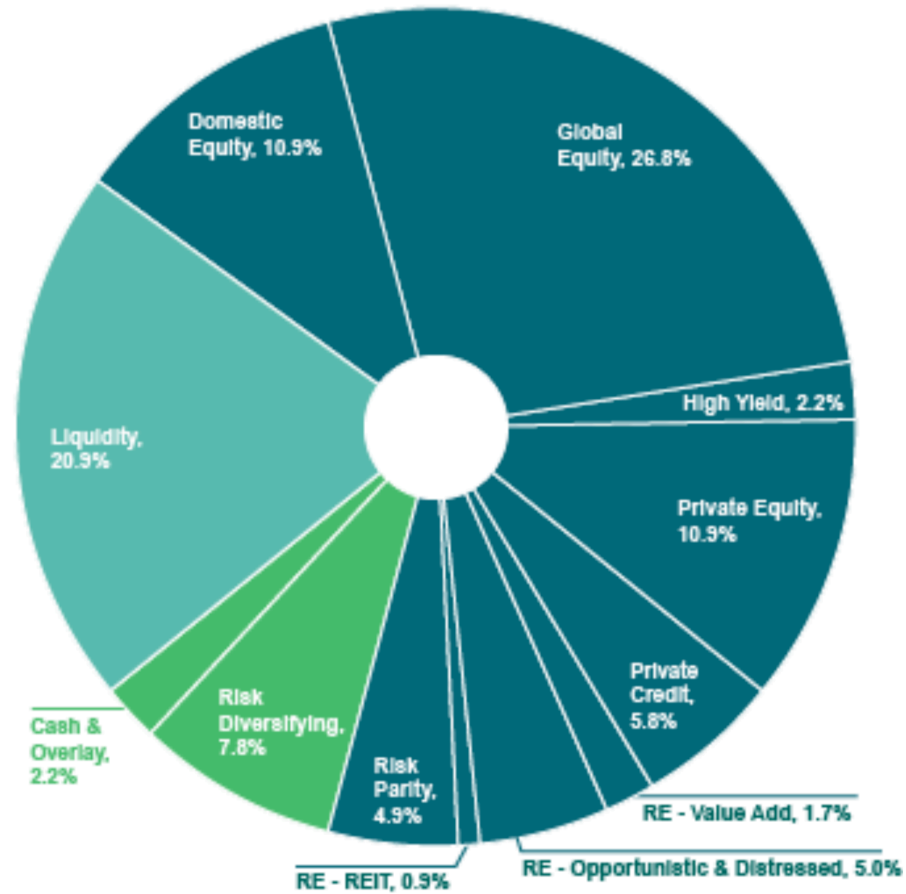


# Revenue by Source

*(Dollars in Thousands)*



# Asset Allocation



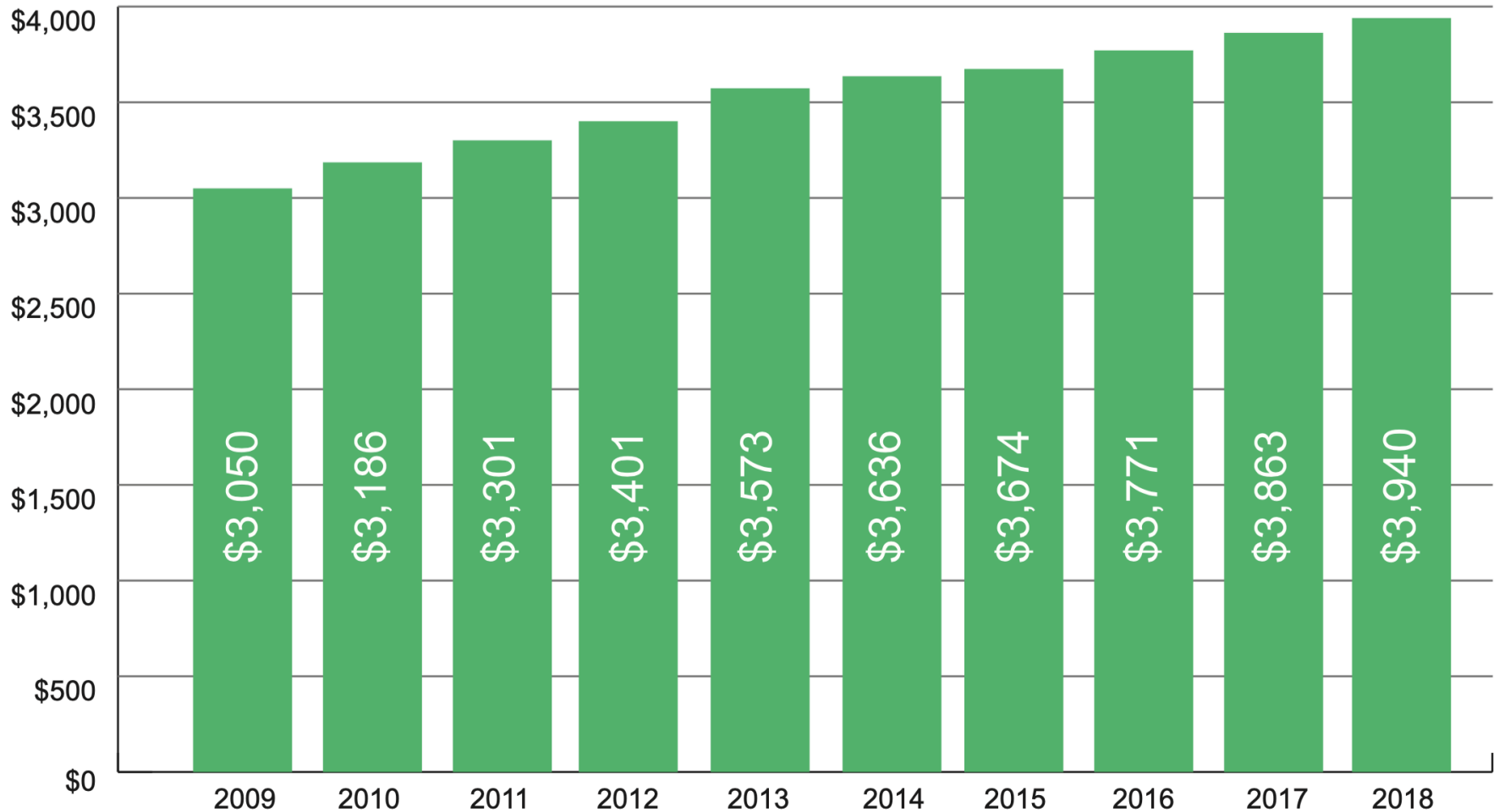
Asset Allocations:

■ Growth

■ Liquidity

■ Risk Diversifying

# Average Benefit Payment



Southbound Lanes will open early next year, but initially only for carpools.







## PRELIMINARY ENGINEERING

Alternatives that move forward into environmental analysis must fit within the physical constraints of the corridor, minimize impacts, and be financially feasible while still meeting the project's purpose.

**The most notable physical challenges to add an express lane within the corridor are within the I-680/SR-24 interchange area.** The design team is in the process of formulating alternatives within this area that can be feasibly constructed given the following physical constraints:

- 1 BART Overcrossing Columns
- 2 Constrained Right-of-Way
- 3 SR-24 Northbound On-Ramp

### LISTEN TO AUDIO

▶ 0:00 / 0:48 🔊 ⋮



🔍 [Click the map to enlarge.](#)

# WELCOME

## I-680 Express Lane Completion Project

Participate in a Virtual  
Open House and  
provide feedback by  
July 29 at:

[innovate680.com](https://innovate680.com)



### Welcome

I-680 Express Lane Completion  
Virtual Scoping Open House



---

#### California Department of Transportation

Contra Costa County, I-680, PM R11.0 to PM 24.5

Thank you for your participation in our online Public Scoping Meeting for the proposed Interstate 680 (I-680) Express Lane Completion project. The entire session should take no more than 15 minutes to complete. We look forward to reviewing your input and continuing to work with you throughout the project.

**CANDACE ANDERSEN**  
SUPERVISOR, DISTRICT 2

# Countywide ½ cent Sales Tax in November?



- Raise approximately \$81 Million a Year
- General Tax needing 50% of voter support
- Entire County would vote on it
- Need passage of SB 1349 for it to be effective
- Need 4/5 Vote of Board of Supervisors to put it on the Ballot



# The Office of Supervisor Andersen is **STILL** here to serve you!



## **San Ramon Valley Office**

309 Diablo Road  
Danville, CA 94526




## **Lamorinda Office**

3338 Mt. Diablo Boulevard  
Lafayette, CA 94549



**Gayle Israel**

*Chief of Staff*  
Danville & San Ramon  
Liaison




**Jill Ray**

*Field Representative*  
Moraga, Orinda &  
Canyon Liaison



**Lauri Byers**

*Field Representative*  
Scheduler; Lafayette Liaison



**Cameron Collins**

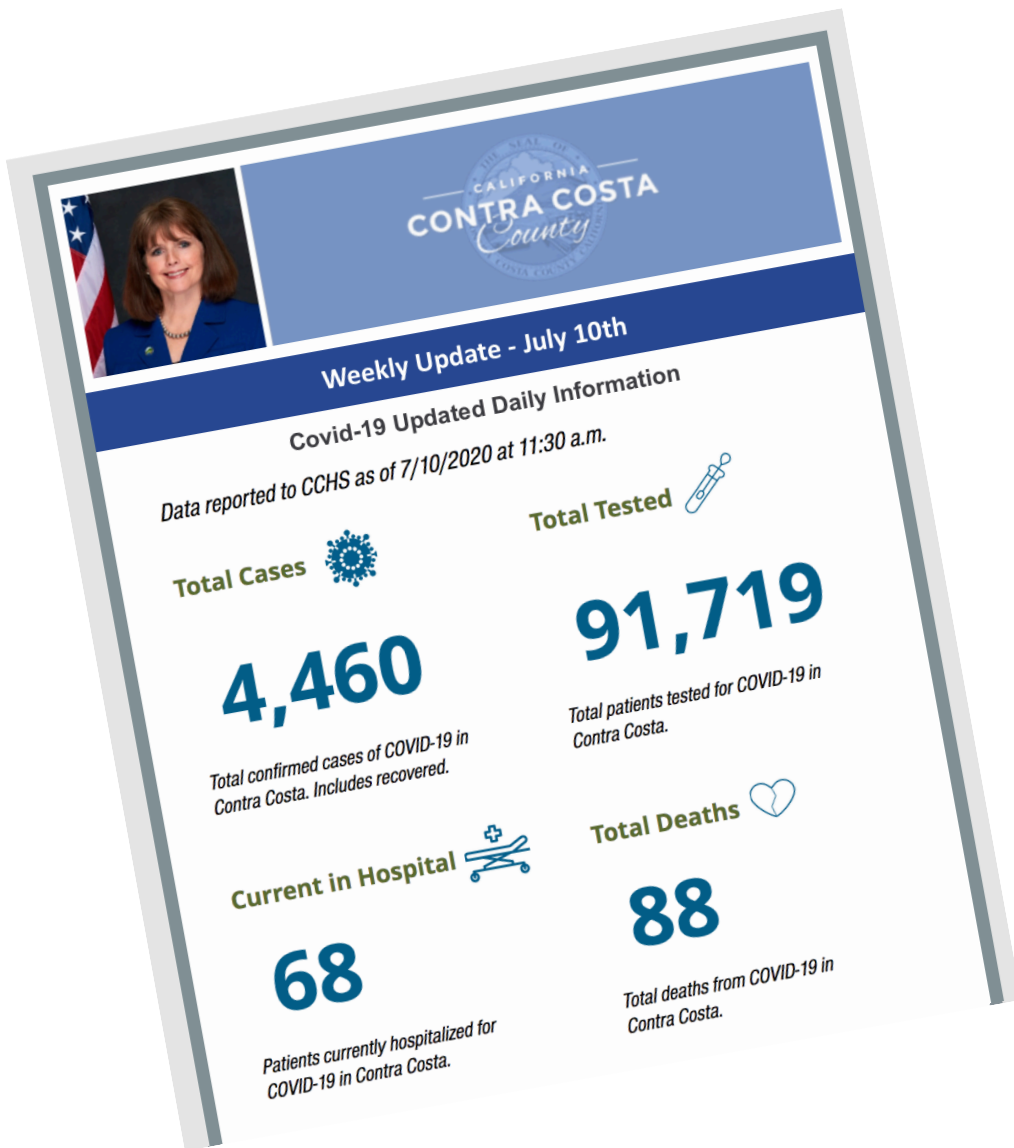
*Field Representative*  
Alamo



**Dom Pruett**

*Policy Analyst & Field*  
*Representative*  
Unincorporated Walnut  
Creek

SupervisorAndersen@bos.cccounty.us  
Tel. 925-957-8860



## *Receive our Weekly COVID<sub>19</sub> Updates*

Go to [www.cccounty.us/district2](http://www.cccounty.us/district2)  
and click on the “Join our Mailing List” button

*Visit our Website*  
[www.cccounty.us/district2](http://www.cccounty.us/district2)

*Join our Social Network Pages*



**CANDACE ANDERSEN**  
SUPERVISOR, DISTRICT 2